



Utr: subplaneacion
Rep: rptEstadoPresupuestoEgresos_FF

Instituto Tecnológico Superior de Tepeaca Estado de Puebla

Estado del Ejercicio del Presupuesto por Fuente de Financiamiento Al 31/ago/2020

Fecha y hora de Impresión | 09/sep/2020
11:45 a.m.

Objeto del Gasto	Fuente de Financiamiento	Aprobado	Ampliaciones / (Reducciones)	Presupuesto Vigente	Comprometido	Presupuesto Disponible para Comprometer	Devengado	Comprometido No Devengado	Presupuesto Sin Devengar	Ejercido	Pagado	Cuentas por Pagar Deuda
14	INGRESOS PROPIOS											
3000	SERVICIOS GENERALES	\$252,429.20	-\$6,187.18	\$246,242.02	\$0.00	\$246,242.02	\$0.00	\$0.00	\$246,242.02	\$0.00	\$0.00	\$0.00
3400	SERVICIOS FINANCIEROS, BANCARIOS Y COMERCIAL	\$2,729.20	\$0.00	\$2,729.20	\$0.00	\$2,729.20	\$0.00	\$0.00	\$2,729.20	\$0.00	\$0.00	\$0.00
3410	Servicios financieros y bancarios	\$2,000.00	\$0.00	\$2,000.00	\$0.00	\$2,000.00	\$0.00	\$0.00	\$2,000.00	\$0.00	\$0.00	\$0.00
3411	Servicios financieros y bancarios	\$2,000.00	\$0.00	\$2,000.00	\$0.00	\$2,000.00	\$0.00	\$0.00	\$2,000.00	\$0.00	\$0.00	\$0.00
3470	Fletes y maniobras	\$729.20	\$0.00	\$729.20	\$0.00	\$729.20	\$0.00	\$0.00	\$729.20	\$0.00	\$0.00	\$0.00
3471	Fletes y maniobras	\$729.20	\$0.00	\$729.20	\$0.00	\$729.20	\$0.00	\$0.00	\$729.20	\$0.00	\$0.00	\$0.00
3800	SERVICIOS OFICIALES	\$126,500.00	-\$6,187.18	\$120,312.82	\$0.00	\$120,312.82	\$0.00	\$0.00	\$120,312.82	\$0.00	\$0.00	\$0.00
3820	Gastos de orden social y cultural	\$126,500.00	-\$6,187.18	\$120,312.82	\$0.00	\$120,312.82	\$0.00	\$0.00	\$120,312.82	\$0.00	\$0.00	\$0.00
3821	Gastos de orden social y cultural	\$126,500.00	-\$6,187.18	\$120,312.82	\$0.00	\$120,312.82	\$0.00	\$0.00	\$120,312.82	\$0.00	\$0.00	\$0.00
3900	OTROS SERVICIOS GENERALES	\$123,200.00	\$0.00	\$123,200.00	\$0.00	\$123,200.00	\$0.00	\$0.00	\$123,200.00	\$0.00	\$0.00	\$0.00
3920	Impuestos y derechos	\$85,200.00	\$0.00	\$85,200.00	\$0.00	\$85,200.00	\$0.00	\$0.00	\$85,200.00	\$0.00	\$0.00	\$0.00
3921	Impuestos y derechos	\$85,200.00	\$0.00	\$85,200.00	\$0.00	\$85,200.00	\$0.00	\$0.00	\$85,200.00	\$0.00	\$0.00	\$0.00
3990	Otros servicios generales	\$38,000.00	\$0.00	\$38,000.00	\$0.00	\$38,000.00	\$0.00	\$0.00	\$38,000.00	\$0.00	\$0.00	\$0.00
3991	Otros servicios generales	\$38,000.00	\$0.00	\$38,000.00	\$0.00	\$38,000.00	\$0.00	\$0.00	\$38,000.00	\$0.00	\$0.00	\$0.00
4000	TRANSFERENCIAS, ASIGNACIONES, SUBSIDIO	\$0.00	\$6,187.18	\$6,187.18	\$0.00	\$6,187.18	\$0.00	\$0.00	\$6,187.18	\$0.00	\$0.00	\$0.00
4400	AYUDAS SOCIALES	\$0.00	\$6,187.18	\$6,187.18	\$0.00	\$6,187.18	\$0.00	\$0.00	\$6,187.18	\$0.00	\$0.00	\$0.00
4410	Ayudas sociales a personas	\$0.00	\$6,187.18	\$6,187.18	\$0.00	\$6,187.18	\$0.00	\$0.00	\$6,187.18	\$0.00	\$0.00	\$0.00
4411	Ayudas sociales a personas	\$0.00	\$6,187.18	\$6,187.18	\$0.00	\$6,187.18	\$0.00	\$0.00	\$6,187.18	\$0.00	\$0.00	\$0.00
5000	BIENES MUEBLES, INMUEBLES E INTANGIBLES	\$490,697.05	\$0.00	\$490,697.05	\$0.00	\$490,697.05	\$0.00	\$0.00	\$490,697.05	\$0.00	\$0.00	\$0.00
5100	MOBILIARIO Y EQUIPO DE ADMINISTRACIÓN	\$131,000.00	\$0.00	\$131,000.00	\$0.00	\$131,000.00	\$0.00	\$0.00	\$131,000.00	\$0.00	\$0.00	\$0.00
5150	Equipo de cómputo y de tecnología de la información	\$131,000.00	\$0.00	\$131,000.00	\$0.00	\$131,000.00	\$0.00	\$0.00	\$131,000.00	\$0.00	\$0.00	\$0.00
5151	Equipo de cómputo y de tecnología de la información	\$131,000.00	\$0.00	\$131,000.00	\$0.00	\$131,000.00	\$0.00	\$0.00	\$131,000.00	\$0.00	\$0.00	\$0.00
5300	EQUIPO E INSTRUMENTAL MÉDICO Y DE LABORATORIO	\$316,890.05	\$0.00	\$316,890.05	\$0.00	\$316,890.05	\$0.00	\$0.00	\$316,890.05	\$0.00	\$0.00	\$0.00
5310	Equipo médico y de laboratorio	\$13,688.00	\$0.00	\$13,688.00	\$0.00	\$13,688.00	\$0.00	\$0.00	\$13,688.00	\$0.00	\$0.00	\$0.00
5311	Equipo médico y de laboratorio	\$13,688.00	\$0.00	\$13,688.00	\$0.00	\$13,688.00	\$0.00	\$0.00	\$13,688.00	\$0.00	\$0.00	\$0.00
5320	Instrumental médico y de laboratorio	\$303,202.05	\$0.00	\$303,202.05	\$0.00	\$303,202.05	\$0.00	\$0.00	\$303,202.05	\$0.00	\$0.00	\$0.00
5321	Instrumental médico y de laboratorio	\$303,202.05	\$0.00	\$303,202.05	\$0.00	\$303,202.05	\$0.00	\$0.00	\$303,202.05	\$0.00	\$0.00	\$0.00
5600	MAQUINARIA, OTROS EQUIPOS Y HERRAMIENTAS	\$42,807.00	\$0.00	\$42,807.00	\$0.00	\$42,807.00	\$0.00	\$0.00	\$42,807.00	\$0.00	\$0.00	\$0.00
5660	Equipos de generación eléctrica, aparatos y accesorios el	\$10,698.00	\$0.00	\$10,698.00	\$0.00	\$10,698.00	\$0.00	\$0.00	\$10,698.00	\$0.00	\$0.00	\$0.00



Usr: subplaneacion
Rep: rptEstadoPresupuestoEgresos_FF

Instituto Tecnológico Superior de Tepeaca Estado de Puebla

Estado del Ejercicio del Presupuesto por Fuente de Financiamiento Al 31/ago/2020

Fecha y hora de Impresión | 09/sep/2020
11:45 a.m.

Fuente de Financiamiento		Aprobado	Ampliaciones / (Reducciones)	Presupuesto Vigente	Comprometido	Presupuesto Disponible para Comprometer	Devengado	Comprometido No Devengado	Presupuesto Sin Devengar	Ejercido	Pagado	Cuentas por Pagar Deuda
Objeto	del Gasto											
5661	Equipos de generación eléctrica, aparatos y accesorios el	\$10,698.00	\$0.00	\$10,698.00	\$0.00	\$10,698.00	\$0.00	\$0.00	\$10,698.00	\$0.00	\$0.00	\$0.00
5670	Herramientas y máquinas-herramienta	\$16,135.00	\$0.00	\$16,135.00	\$0.00	\$16,135.00	\$0.00	\$0.00	\$16,135.00	\$0.00	\$0.00	\$0.00
5671	Herramientas y máquinas-herramienta	\$16,135.00	\$0.00	\$16,135.00	\$0.00	\$16,135.00	\$0.00	\$0.00	\$16,135.00	\$0.00	\$0.00	\$0.00
5690	Otros equipos	\$15,974.00	\$0.00	\$15,974.00	\$0.00	\$15,974.00	\$0.00	\$0.00	\$15,974.00	\$0.00	\$0.00	\$0.00
5691	Otros equipos	\$15,974.00	\$0.00	\$15,974.00	\$0.00	\$15,974.00	\$0.00	\$0.00	\$15,974.00	\$0.00	\$0.00	\$0.00
INGRESOS PROPIOS		\$743,126.25	\$0.00	\$743,126.25	\$0.00	\$743,126.25	\$0.00	\$0.00	\$743,126.25	\$0.00	\$0.00	\$0.00
15 FEDERAL												
1000	SERVICIOS PERSONALES	\$13,549,921.09	\$0.00	\$13,549,921.09	\$6,658,548.25	\$6,891,372.84	\$6,658,548.25	\$0.00	\$6,891,372.84	\$6,658,548.25	\$6,658,548.25	\$0.00
1100	REMUNERACIONES AL PERSONAL DE CARÁCTER PE	\$9,422,828.31	-\$1,185,000.00	\$8,237,828.31	\$4,265,792.56	\$3,972,035.75	\$4,265,792.56	\$0.00	\$3,972,035.75	\$4,265,792.56	\$4,265,792.56	\$0.00
1130	Sueldos base al personal permanente	\$9,422,828.31	-\$1,185,000.00	\$8,237,828.31	\$4,265,792.56	\$3,972,035.75	\$4,265,792.56	\$0.00	\$3,972,035.75	\$4,265,792.56	\$4,265,792.56	\$0.00
1131	Sueldo Base al Personal de Base	\$9,422,828.31	-\$1,185,000.00	\$8,237,828.31	\$4,265,792.56	\$3,972,035.75	\$4,265,792.56	\$0.00	\$3,972,035.75	\$4,265,792.56	\$4,265,792.56	\$0.00
1300	REMUNERACIONES ADICIONALES Y ESPECIALES	\$2,983,052.62	\$0.00	\$2,983,052.62	\$854,207.30	\$2,128,845.32	\$854,207.30	\$0.00	\$2,128,845.32	\$854,207.30	\$854,207.30	\$0.00
1310	Primas por años de servicios efectivos prestados	\$381,802.56	\$0.00	\$381,802.56	\$178,770.75	\$203,031.81	\$178,770.75	\$0.00	\$203,031.81	\$178,770.75	\$178,770.75	\$0.00
1311	Primas por años de servicios efectivos prestados	\$381,802.56	\$0.00	\$381,802.56	\$178,770.75	\$203,031.81	\$178,770.75	\$0.00	\$203,031.81	\$178,770.75	\$178,770.75	\$0.00
1320	Primas de vacaciones, dominical y gratificación de fin de :	\$2,601,250.06	\$0.00	\$2,601,250.06	\$675,436.55	\$1,925,813.51	\$675,436.55	\$0.00	\$1,925,813.51	\$675,436.55	\$675,436.55	\$0.00
1321	Primas de vacaciones y Dominical	\$0.00	\$730,037.80	\$730,037.80	\$648,689.58	\$81,348.22	\$648,689.58	\$0.00	\$81,348.22	\$648,689.58	\$648,689.58	\$0.00
1322	Gratificación de fin de año	\$2,601,250.06	-\$730,037.80	\$1,871,212.26	\$26,746.97	\$1,844,465.29	\$26,746.97	\$0.00	\$1,844,465.29	\$26,746.97	\$26,746.97	\$0.00
1400	SEGURIDAD SOCIAL	\$0.00	\$1,185,000.00	\$1,185,000.00	\$1,097,745.10	\$87,254.90	\$1,097,745.10	\$0.00	\$87,254.90	\$1,097,745.10	\$1,097,745.10	\$0.00
1410	Aportaciones de seguridad social	\$0.00	\$1,125,000.00	\$1,125,000.00	\$1,042,857.82	\$82,142.18	\$1,042,857.82	\$0.00	\$82,142.18	\$1,042,857.82	\$1,042,857.82	\$0.00
1411	Aportaciones de seguridad social	\$0.00	\$1,125,000.00	\$1,125,000.00	\$1,042,857.82	\$82,142.18	\$1,042,857.82	\$0.00	\$82,142.18	\$1,042,857.82	\$1,042,857.82	\$0.00
1420	Aportaciones a fondos de vivienda	\$0.00	\$60,000.00	\$60,000.00	\$54,887.28	\$5,112.72	\$54,887.28	\$0.00	\$5,112.72	\$54,887.28	\$54,887.28	\$0.00
1421	Aportaciones a fondos de vivienda	\$0.00	\$60,000.00	\$60,000.00	\$54,887.28	\$5,112.72	\$54,887.28	\$0.00	\$5,112.72	\$54,887.28	\$54,887.28	\$0.00
1500	OTRAS PRESTACIONES SOCIALES Y ECONÓMICAS	\$1,041,916.86	\$0.00	\$1,041,916.86	\$440,803.29	\$601,113.57	\$440,803.29	\$0.00	\$601,113.57	\$440,803.29	\$440,803.29	\$0.00
1520	Indemnizaciones	\$50,000.00	\$0.00	\$50,000.00	\$0.00	\$50,000.00	\$0.00	\$0.00	\$50,000.00	\$0.00	\$0.00	\$0.00
1521	Indemnizaciones	\$50,000.00	\$0.00	\$50,000.00	\$0.00	\$50,000.00	\$0.00	\$0.00	\$50,000.00	\$0.00	\$0.00	\$0.00
1590	Otras prestaciones sociales y económicas	\$991,916.86	\$0.00	\$991,916.86	\$440,803.29	\$551,113.57	\$440,803.29	\$0.00	\$551,113.57	\$440,803.29	\$440,803.29	\$0.00
1591	Otras prestaciones sociales y económicas	\$991,916.86	\$0.00	\$991,916.86	\$440,803.29	\$551,113.57	\$440,803.29	\$0.00	\$551,113.57	\$440,803.29	\$440,803.29	\$0.00
1700	PAGO DE ESTÍMULOS A SERVIDORES PÚBLICOS	\$102,123.30	\$0.00	\$102,123.30	\$0.00	\$102,123.30	\$0.00	\$0.00	\$102,123.30	\$0.00	\$0.00	\$0.00
1710	Estímulos	\$102,123.30	\$0.00	\$102,123.30	\$0.00	\$102,123.30	\$0.00	\$0.00	\$102,123.30	\$0.00	\$0.00	\$0.00
1711	Estímulos	\$102,123.30	\$0.00	\$102,123.30	\$0.00	\$102,123.30	\$0.00	\$0.00	\$102,123.30	\$0.00	\$0.00	\$0.00



Usr: subplaneacion
Rep: rptEstadoPresupuestoEgresos_FF

Instituto Tecnológico Superior de Tepeaca Estado de Puebla

Estado del Ejercicio del Presupuesto por Fuente de Financiamiento Al 31/ago/2020

Fecha y hora de Impresión | 09/sep/2020
11:45 a.m.

Fuente de Financiamiento		Aprobado	Ampliaciones / (Reducciones)	Presupuesto Vigente	Comprometido	Presupuesto Disponibile para Comprometer	Devengado	Comprometido No Devengado	Presupuesto Sin Devengar	Ejercido	Pagado	Cuentas por
Objeto	del Gasto											Pagar Deuda
2000	MATERIALES Y SUMINISTROS	\$2,471,799.42	\$197,412.89	\$2,669,212.31	\$1,349,987.44	\$1,319,224.87	\$1,349,987.44	\$0.00	\$1,319,224.87	\$1,349,987.44	\$1,349,987.44	\$0.00
2100	MATERIALES DE ADMINISTRACIÓN, EMISIÓN DE DOC	\$633,544.83	-\$187,061.50	\$446,483.33	\$278,939.50	\$167,543.83	\$278,939.50	\$0.00	\$167,543.83	\$278,939.50	\$278,939.50	\$0.00
2110	Materiales, útiles y equipos menores de oficina	\$175,000.00	-\$30,719.14	\$144,280.86	\$91,242.08	\$53,038.78	\$91,242.08	\$0.00	\$53,038.78	\$91,242.08	\$91,242.08	\$0.00
2111	Materiales, útiles y equipos menores de oficina	\$175,000.00	-\$30,719.14	\$144,280.86	\$91,242.08	\$53,038.78	\$91,242.08	\$0.00	\$53,038.78	\$91,242.08	\$91,242.08	\$0.00
2120	Materiales y útiles de impresión y reproducción	\$29,858.40	-\$23,858.40	\$6,000.00	\$0.00	\$6,000.00	\$0.00	\$0.00	\$6,000.00	\$0.00	\$0.00	\$0.00
2121	Materiales y útiles de impresión y reproducción	\$29,858.40	-\$23,858.40	\$6,000.00	\$0.00	\$6,000.00	\$0.00	\$0.00	\$6,000.00	\$0.00	\$0.00	\$0.00
2140	Materiales, útiles y equipos menores de tecnologías de la	\$53,421.56	-\$10,731.57	\$42,689.99	\$40,244.97	\$2,445.02	\$40,244.97	\$0.00	\$2,445.02	\$40,244.97	\$40,244.97	\$0.00
2141	Materiales, útiles y equipos menores de tecnologías de la	\$53,421.56	-\$10,731.57	\$42,689.99	\$40,244.97	\$2,445.02	\$40,244.97	\$0.00	\$2,445.02	\$40,244.97	\$40,244.97	\$0.00
2150	Material impreso e información digital	\$75,000.00	-\$44,200.00	\$30,800.00	\$15,287.28	\$15,512.72	\$15,287.28	\$0.00	\$15,512.72	\$15,287.28	\$15,287.28	\$0.00
2151	Material impreso e información digital	\$75,000.00	-\$44,200.00	\$30,800.00	\$15,287.28	\$15,512.72	\$15,287.28	\$0.00	\$15,512.72	\$15,287.28	\$15,287.28	\$0.00
2160	Material de limpieza	\$175,000.00	-\$29,000.00	\$146,000.00	\$63,872.72	\$82,127.28	\$63,872.72	\$0.00	\$82,127.28	\$63,872.72	\$63,872.72	\$0.00
2161	Material de limpieza	\$175,000.00	-\$29,000.00	\$146,000.00	\$63,872.72	\$82,127.28	\$63,872.72	\$0.00	\$82,127.28	\$63,872.72	\$63,872.72	\$0.00
2170	Materiales y útiles de enseñanza	\$120,264.87	-\$53,552.39	\$66,712.48	\$64,273.05	\$2,439.43	\$64,273.05	\$0.00	\$2,439.43	\$64,273.05	\$64,273.05	\$0.00
2171	Materiales y útiles de enseñanza	\$120,264.87	-\$53,552.39	\$66,712.48	\$64,273.05	\$2,439.43	\$64,273.05	\$0.00	\$2,439.43	\$64,273.05	\$64,273.05	\$0.00
2180	Materiales para el registro e identificación de bienes y per	\$5,000.00	\$5,000.00	\$10,000.00	\$4,019.40	\$5,980.60	\$4,019.40	\$0.00	\$5,980.60	\$4,019.40	\$4,019.40	\$0.00
2181	Materiales para el registro e identificación de bienes y per	\$5,000.00	\$5,000.00	\$10,000.00	\$4,019.40	\$5,980.60	\$4,019.40	\$0.00	\$5,980.60	\$4,019.40	\$4,019.40	\$0.00
2200	ALIMENTOS Y UTENSILIOS	\$300,000.00	\$4,869.36	\$304,869.36	\$92,693.45	\$212,175.91	\$92,693.45	\$0.00	\$212,175.91	\$92,693.45	\$92,693.45	\$0.00
2210	Productos alimenticios para personas	\$254,000.00	-\$25,130.64	\$228,869.36	\$90,153.60	\$138,715.76	\$90,153.60	\$0.00	\$138,715.76	\$90,153.60	\$90,153.60	\$0.00
2211	Productos alimenticios para personas	\$254,000.00	-\$25,130.64	\$228,869.36	\$90,153.60	\$138,715.76	\$90,153.60	\$0.00	\$138,715.76	\$90,153.60	\$90,153.60	\$0.00
2230	Utensilios para el servicio de alimentación	\$46,000.00	\$30,000.00	\$76,000.00	\$2,539.85	\$73,460.15	\$2,539.85	\$0.00	\$73,460.15	\$2,539.85	\$2,539.85	\$0.00
2231	Utensilios para el servicio de alimentación	\$46,000.00	\$30,000.00	\$76,000.00	\$2,539.85	\$73,460.15	\$2,539.85	\$0.00	\$73,460.15	\$2,539.85	\$2,539.85	\$0.00
2300	MATERIAS PRIMAS Y MATERIALES DE PRODUCCIÓN	\$15,000.00	\$0.00	\$15,000.00	\$5,327.27	\$9,672.73	\$5,327.27	\$0.00	\$9,672.73	\$5,327.27	\$5,327.27	\$0.00
2370	Productos de cuero, piel, plástico y hule adquiridos como	\$15,000.00	\$0.00	\$15,000.00	\$5,327.27	\$9,672.73	\$5,327.27	\$0.00	\$9,672.73	\$5,327.27	\$5,327.27	\$0.00
2371	Productos de cuero, piel, plástico y hule adquiridos como	\$15,000.00	\$0.00	\$15,000.00	\$5,327.27	\$9,672.73	\$5,327.27	\$0.00	\$9,672.73	\$5,327.27	\$5,327.27	\$0.00
2400	MATERIALES Y ARTÍCULOS DE CONSTRUCCIÓN Y DE	\$393,665.31	\$194,833.16	\$588,498.47	\$361,044.20	\$227,454.27	\$361,044.20	\$0.00	\$227,454.27	\$361,044.20	\$361,044.20	\$0.00
2410	Productos minerales no metálicos	\$55,000.00	\$0.00	\$55,000.00	\$12,153.71	\$42,846.29	\$12,153.71	\$0.00	\$42,846.29	\$12,153.71	\$12,153.71	\$0.00
2411	Productos minerales no metálicos	\$55,000.00	\$0.00	\$55,000.00	\$12,153.71	\$42,846.29	\$12,153.71	\$0.00	\$42,846.29	\$12,153.71	\$12,153.71	\$0.00
2420	Cemento y productos de concreto	\$45,000.00	\$0.00	\$45,000.00	\$14,687.48	\$30,312.52	\$14,687.48	\$0.00	\$30,312.52	\$14,687.48	\$14,687.48	\$0.00
2421	Cemento y productos de concreto	\$45,000.00	\$0.00	\$45,000.00	\$14,687.48	\$30,312.52	\$14,687.48	\$0.00	\$30,312.52	\$14,687.48	\$14,687.48	\$0.00
2430	Cal, yeso y productos de yeso	\$25,000.00	\$0.00	\$25,000.00	\$677.25	\$24,322.75	\$677.25	\$0.00	\$24,322.75	\$677.25	\$677.25	\$0.00
2431	Cal, yeso y productos de yeso	\$25,000.00	\$0.00	\$25,000.00	\$677.25	\$24,322.75	\$677.25	\$0.00	\$24,322.75	\$677.25	\$677.25	\$0.00



Utr: subplaneacion
Rep: rptEstadoPresupuestoEgresos_FF

Instituto Tecnológico Superior de Tepeaca Estado de Puebla

Estado del Ejercicio del Presupuesto por Fuente de Financiamiento Al 31/ago/2020

Fecha y hora de Impresión | 09/sep/2020
11:45 a.m.

Fuente de Financiamiento		Aprobado	Ampliaciones / (Reducciones)	Presupuesto Vigente	Comprometido	Presupuesto Disponibile para Comprometer	Devengado	Comprometido No Devengado	Presupuesto Sin Devengar	Ejercido	Pagado	Cuentas por Pagar Deuda
Objeto	del Gasto											
2440	Madera y productos de madera	\$30,000.00	\$0.00	\$30,000.00	\$3,172.60	\$26,827.40	\$3,172.60	\$0.00	\$26,827.40	\$3,172.60	\$3,172.60	\$0.00
2441	Madera y productos de madera	\$30,000.00	\$0.00	\$30,000.00	\$3,172.60	\$26,827.40	\$3,172.60	\$0.00	\$26,827.40	\$3,172.60	\$3,172.60	\$0.00
2450	Vidrio y productos de vidrio	\$5,000.00	\$23,400.00	\$28,400.00	\$11,644.33	\$16,755.67	\$11,644.33	\$0.00	\$16,755.67	\$11,644.33	\$11,644.33	\$0.00
2451	Vidrio y productos de vidrio	\$5,000.00	\$23,400.00	\$28,400.00	\$11,644.33	\$16,755.67	\$11,644.33	\$0.00	\$16,755.67	\$11,644.33	\$11,644.33	\$0.00
2460	Material eléctrico y electrónico	\$53,000.00	\$50,000.00	\$103,000.00	\$47,021.23	\$55,978.77	\$47,021.23	\$0.00	\$55,978.77	\$47,021.23	\$47,021.23	\$0.00
2461	Material eléctrico y electrónico	\$53,000.00	\$50,000.00	\$103,000.00	\$47,021.23	\$55,978.77	\$47,021.23	\$0.00	\$55,978.77	\$47,021.23	\$47,021.23	\$0.00
2470	Artículos metálicos para la construcción	\$60,665.31	\$0.00	\$60,665.31	\$55,938.74	\$4,726.57	\$55,938.74	\$0.00	\$4,726.57	\$55,938.74	\$55,938.74	\$0.00
2471	Artículos metálicos para la construcción	\$60,665.31	\$0.00	\$60,665.31	\$55,938.74	\$4,726.57	\$55,938.74	\$0.00	\$4,726.57	\$55,938.74	\$55,938.74	\$0.00
2480	Materiales complementarios	\$45,000.00	\$36,413.66	\$81,413.66	\$56,694.35	\$24,719.31	\$56,694.35	\$0.00	\$24,719.31	\$56,694.35	\$56,694.35	\$0.00
2481	Materiales complementarios	\$45,000.00	\$36,413.66	\$81,413.66	\$56,694.35	\$24,719.31	\$56,694.35	\$0.00	\$24,719.31	\$56,694.35	\$56,694.35	\$0.00
2490	Otros materiales y artículos de construcción y reparación	\$75,000.00	\$85,019.50	\$160,019.50	\$159,054.51	\$964.99	\$159,054.51	\$0.00	\$964.99	\$159,054.51	\$159,054.51	\$0.00
2491	Otros materiales y artículos de construcción y reparación	\$75,000.00	\$85,019.50	\$160,019.50	\$159,054.51	\$964.99	\$159,054.51	\$0.00	\$964.99	\$159,054.51	\$159,054.51	\$0.00
2500	PRODUCTOS QUÍMICOS, FARMACÉUTICOS Y DE LABO	\$277,000.00	\$21,794.04	\$298,794.04	\$101,023.53	\$197,770.51	\$101,023.53	\$0.00	\$197,770.51	\$101,023.53	\$101,023.53	\$0.00
2510	Productos químicos básicos	\$75,000.00	-\$7,809.10	\$67,190.90	\$16,491.72	\$50,699.18	\$16,491.72	\$0.00	\$50,699.18	\$16,491.72	\$16,491.72	\$0.00
2511	Productos químicos básicos	\$75,000.00	-\$7,809.10	\$67,190.90	\$16,491.72	\$50,699.18	\$16,491.72	\$0.00	\$50,699.18	\$16,491.72	\$16,491.72	\$0.00
2520	Fertilizantes, pesticidas y otros agroquímicos	\$35,000.00	\$0.00	\$35,000.00	\$0.00	\$35,000.00	\$0.00	\$0.00	\$35,000.00	\$0.00	\$0.00	\$0.00
2521	Fertilizantes, pesticidas y otros agroquímicos	\$35,000.00	\$0.00	\$35,000.00	\$0.00	\$35,000.00	\$0.00	\$0.00	\$35,000.00	\$0.00	\$0.00	\$0.00
2530	Medicinas y productos farmacéuticos	\$27,000.00	\$0.00	\$27,000.00	\$9,308.24	\$17,691.76	\$9,308.24	\$0.00	\$17,691.76	\$9,308.24	\$9,308.24	\$0.00
2531	Medicinas y productos farmacéuticos	\$27,000.00	\$0.00	\$27,000.00	\$9,308.24	\$17,691.76	\$9,308.24	\$0.00	\$17,691.76	\$9,308.24	\$9,308.24	\$0.00
2540	Materiales, accesorios y suministros médicos	\$25,000.00	\$0.00	\$25,000.00	\$11,000.06	\$13,999.94	\$11,000.06	\$0.00	\$13,999.94	\$11,000.06	\$11,000.06	\$0.00
2541	Materiales, accesorios y suministros médicos	\$25,000.00	\$0.00	\$25,000.00	\$11,000.06	\$13,999.94	\$11,000.06	\$0.00	\$13,999.94	\$11,000.06	\$11,000.06	\$0.00
2550	Materiales, accesorios y suministros de laboratorio	\$55,000.00	-\$5,000.00	\$50,000.00	\$0.00	\$50,000.00	\$0.00	\$0.00	\$50,000.00	\$0.00	\$0.00	\$0.00
2551	Materiales, accesorios y suministros de laboratorio	\$55,000.00	-\$5,000.00	\$50,000.00	\$0.00	\$50,000.00	\$0.00	\$0.00	\$50,000.00	\$0.00	\$0.00	\$0.00
2560	Fibras sintéticas, hules, plásticos y derivados	\$15,000.00	\$10,151.14	\$25,151.14	\$24,682.15	\$468.99	\$24,682.15	\$0.00	\$468.99	\$24,682.15	\$24,682.15	\$0.00
2561	Fibras sintéticas, hules, plásticos y derivados	\$15,000.00	\$10,151.14	\$25,151.14	\$24,682.15	\$468.99	\$24,682.15	\$0.00	\$468.99	\$24,682.15	\$24,682.15	\$0.00
2590	Otros productos químicos	\$45,000.00	\$24,452.00	\$69,452.00	\$39,541.36	\$29,910.64	\$39,541.36	\$0.00	\$29,910.64	\$39,541.36	\$39,541.36	\$0.00
2591	Otros productos químicos	\$45,000.00	\$24,452.00	\$69,452.00	\$39,541.36	\$29,910.64	\$39,541.36	\$0.00	\$29,910.64	\$39,541.36	\$39,541.36	\$0.00
2600	COMBUSTIBLES, LUBRICANTES Y ADITIVOS	\$362,795.48	-\$22,152.81	\$340,642.67	\$198,721.46	\$141,921.21	\$198,721.46	\$0.00	\$141,921.21	\$198,721.46	\$198,721.46	\$0.00
2610	Combustibles, lubricantes y aditivos	\$362,795.48	-\$22,152.81	\$340,642.67	\$198,721.46	\$141,921.21	\$198,721.46	\$0.00	\$141,921.21	\$198,721.46	\$198,721.46	\$0.00
2611	Combustibles	\$347,795.48	-\$22,152.81	\$325,642.67	\$188,999.39	\$136,643.28	\$188,999.39	\$0.00	\$136,643.28	\$188,999.39	\$188,999.39	\$0.00
2612	Lubricantes y Aditivos	\$15,000.00	\$0.00	\$15,000.00	\$9,722.07	\$5,277.93	\$9,722.07	\$0.00	\$5,277.93	\$9,722.07	\$9,722.07	\$0.00



Usr: subplaneacion
Rep: rptEstadoPresupuestoEgresos_FF

Instituto Tecnológico Superior de Tepeaca

Estado de Puebla

Estado del Ejercicio del Presupuesto por Fuente de Financiamiento Al 31/ago/2020

Fecha y hora de Impresión | 09/sep/2020
11:45 a.m.

Fuente de Financiamiento		Aprobado	Ampliaciones / (Reducciones)	Presupuesto Vigente	Comprometido	Presupuesto Disponibile para Comprometer	Devengado	Comprometido No Devengado	Presupuesto Sin Devengar	Ejercido	Pagado	Cuentas por
Objeto	del Gasto											Deuda
2700	VESTUARIO, BLANCOS, PRENDAS DE PROTECCIÓN Y	\$212,000.00	\$62,000.00	\$274,000.00	\$141,822.37	\$132,177.63	\$141,822.37	\$0.00	\$132,177.63	\$141,822.37	\$141,822.37	\$0.00
2710	Vestuario y uniformes	\$150,000.00	\$13,096.85	\$163,096.85	\$89,829.38	\$73,267.47	\$89,829.38	\$0.00	\$73,267.47	\$89,829.38	\$89,829.38	\$0.00
2711	Vestuario y uniformes	\$150,000.00	\$13,096.85	\$163,096.85	\$89,829.38	\$73,267.47	\$89,829.38	\$0.00	\$73,267.47	\$89,829.38	\$89,829.38	\$0.00
2720	Prendas de seguridad y protección personal	\$47,000.00	\$15,000.00	\$62,000.00	\$30,543.29	\$31,456.71	\$30,543.29	\$0.00	\$31,456.71	\$30,543.29	\$30,543.29	\$0.00
2721	Prendas de seguridad y protección personal	\$47,000.00	\$15,000.00	\$62,000.00	\$30,543.29	\$31,456.71	\$30,543.29	\$0.00	\$31,456.71	\$30,543.29	\$30,543.29	\$0.00
2730	Artículos deportivos	\$15,000.00	\$12,000.00	\$27,000.00	\$0.00	\$27,000.00	\$0.00	\$0.00	\$27,000.00	\$0.00	\$0.00	\$0.00
2731	Artículos deportivos	\$15,000.00	\$12,000.00	\$27,000.00	\$0.00	\$27,000.00	\$0.00	\$0.00	\$27,000.00	\$0.00	\$0.00	\$0.00
2740	Productos textiles	\$0.00	\$21,903.15	\$21,903.15	\$21,449.70	\$453.45	\$21,449.70	\$0.00	\$453.45	\$21,449.70	\$21,449.70	\$0.00
2741	Productos textiles	\$0.00	\$21,903.15	\$21,903.15	\$21,449.70	\$453.45	\$21,449.70	\$0.00	\$453.45	\$21,449.70	\$21,449.70	\$0.00
2900	HERRAMIENTAS, REFACCIONES Y ACCESORIOS MEN	\$277,793.80	\$123,130.64	\$400,924.44	\$170,415.66	\$230,508.78	\$170,415.66	\$0.00	\$230,508.78	\$170,415.66	\$170,415.66	\$0.00
2910	Herramientas menores	\$45,000.00	\$0.00	\$45,000.00	\$12,914.25	\$32,085.75	\$12,914.25	\$0.00	\$32,085.75	\$12,914.25	\$12,914.25	\$0.00
2911	Herramientas menores	\$45,000.00	\$0.00	\$45,000.00	\$12,914.25	\$32,085.75	\$12,914.25	\$0.00	\$32,085.75	\$12,914.25	\$12,914.25	\$0.00
2920	Refacciones y accesorios menores de edificios	\$18,241.45	\$15,000.00	\$33,241.45	\$8,916.38	\$24,325.07	\$8,916.38	\$0.00	\$24,325.07	\$8,916.38	\$8,916.38	\$0.00
2921	Refacciones y accesorios menores de edificios	\$18,241.45	\$15,000.00	\$33,241.45	\$8,916.38	\$24,325.07	\$8,916.38	\$0.00	\$24,325.07	\$8,916.38	\$8,916.38	\$0.00
2930	Refacciones y accesorios menores de mobiliario y equipo	\$32,000.00	\$15,000.00	\$47,000.00	\$264.48	\$46,735.52	\$264.48	\$0.00	\$46,735.52	\$264.48	\$264.48	\$0.00
2931	Refacciones y accesorios menores de mobiliario y equipo	\$32,000.00	\$15,000.00	\$47,000.00	\$264.48	\$46,735.52	\$264.48	\$0.00	\$46,735.52	\$264.48	\$264.48	\$0.00
2940	Refacciones y accesorios menores de equipo de cómputo	\$74,286.09	\$33,000.00	\$107,286.09	\$21,620.00	\$85,666.09	\$21,620.00	\$0.00	\$85,666.09	\$21,620.00	\$21,620.00	\$0.00
2941	Refacciones y accesorios menores de equipo de cómputo	\$74,286.09	\$33,000.00	\$107,286.09	\$21,620.00	\$85,666.09	\$21,620.00	\$0.00	\$85,666.09	\$21,620.00	\$21,620.00	\$0.00
2960	Refacciones y accesorios menores de equipo de transpor	\$67,266.26	\$58,773.75	\$126,040.01	\$124,843.66	\$1,196.35	\$124,843.66	\$0.00	\$1,196.35	\$124,843.66	\$124,843.66	\$0.00
2961	Refacciones y accesorios menores de equipo de transpor	\$67,266.26	\$58,773.75	\$126,040.01	\$124,843.66	\$1,196.35	\$124,843.66	\$0.00	\$1,196.35	\$124,843.66	\$124,843.66	\$0.00
2980	Refacciones y accesorios menores de maquinaria y otros	\$26,000.00	\$1,356.89	\$27,356.89	\$1,856.89	\$25,500.00	\$1,856.89	\$0.00	\$25,500.00	\$1,856.89	\$1,856.89	\$0.00
2981	Refacciones y accesorios menores de maquinaria y otros	\$26,000.00	\$1,356.89	\$27,356.89	\$1,856.89	\$25,500.00	\$1,856.89	\$0.00	\$25,500.00	\$1,856.89	\$1,856.89	\$0.00
2990	Refacciones y accesorios menores otros bienes muebles	\$15,000.00	\$0.00	\$15,000.00	\$0.00	\$15,000.00	\$0.00	\$0.00	\$15,000.00	\$0.00	\$0.00	\$0.00
2991	Refacciones y accesorios menores otros bienes muebles	\$15,000.00	\$0.00	\$15,000.00	\$0.00	\$15,000.00	\$0.00	\$0.00	\$15,000.00	\$0.00	\$0.00	\$0.00
3000	SERVICIOS GENERALES	\$4,177,193.49	\$1,304,935.11	\$5,482,128.60	\$2,925,229.35	\$2,556,899.25	\$2,925,224.13	\$5.22	\$2,556,904.47	\$2,925,224.13	\$2,890,424.14	\$34,799.99
3100	SERVICIOS BÁSICOS	\$629,408.76	\$20,000.00	\$649,408.76	\$298,199.01	\$351,209.75	\$298,199.01	\$0.00	\$351,209.75	\$298,199.01	\$263,399.01	\$34,800.00
3110	Energía eléctrica	\$211,043.78	\$20,000.00	\$231,043.78	\$95,105.00	\$135,938.78	\$95,105.00	\$0.00	\$135,938.78	\$95,105.00	\$95,105.00	\$0.00
3111	Energía eléctrica	\$211,043.78	\$20,000.00	\$231,043.78	\$95,105.00	\$135,938.78	\$95,105.00	\$0.00	\$135,938.78	\$95,105.00	\$95,105.00	\$0.00
3120	Gas	\$31,389.44	\$0.00	\$31,389.44	\$11,063.90	\$20,325.54	\$11,063.90	\$0.00	\$20,325.54	\$11,063.90	\$11,063.90	\$0.00
3121	Gas	\$31,389.44	\$0.00	\$31,389.44	\$11,063.90	\$20,325.54	\$11,063.90	\$0.00	\$20,325.54	\$11,063.90	\$11,063.90	\$0.00
3140	Telefonía tradicional	\$7,016.54	\$0.00	\$7,016.54	\$4,809.47	\$2,207.07	\$4,809.47	\$0.00	\$2,207.07	\$4,809.47	\$4,809.47	\$0.00



Utr: subplaneacion
Rep: rptEstadoPresupuestoEgresos_FF

Instituto Tecnológico Superior de Tepeaca Estado de Puebla

Estado del Ejercicio del Presupuesto por Fuente de Financiamiento Al 31/ago/2020

Fecha y hora de Impresión | 09/sep/2020
11:45 a.m.

Fuente de Financiamiento		Aprobado	Ampliaciones / (Reducciones)	Presupuesto Vigente	Comprometido	Presupuesto Disponibile para Comprometer	Devengado	Comprometido No Devengado	Presupuesto Sin Devengar	Ejercido	Pagado	Cuentas por Pagar Deuda
Objeto	del Gasto											
3141	Telefonía tradicional	\$7,016.54	\$0.00	\$7,016.54	\$4,809.47	\$2,207.07	\$4,809.47	\$0.00	\$2,207.07	\$4,809.47	\$4,809.47	\$0.00
3150	Telefonía celular	\$5,791.00	\$0.00	\$5,791.00	\$5,456.89	\$334.11	\$5,456.89	\$0.00	\$334.11	\$5,456.89	\$5,456.89	\$0.00
3151	Telefonía celular	\$5,791.00	\$0.00	\$5,791.00	\$5,456.89	\$334.11	\$5,456.89	\$0.00	\$334.11	\$5,456.89	\$5,456.89	\$0.00
3170	Servicios de acceso de Internet, redes y procesamiento d	\$372,668.00	\$0.00	\$372,668.00	\$180,960.00	\$191,708.00	\$180,960.00	\$0.00	\$191,708.00	\$180,960.00	\$146,160.00	\$34,800.00
3171	Servicios de acceso de Internet, redes y procesamiento d	\$372,668.00	\$0.00	\$372,668.00	\$180,960.00	\$191,708.00	\$180,960.00	\$0.00	\$191,708.00	\$180,960.00	\$146,160.00	\$34,800.00
3180	Servicios postales y telegráficos	\$1,500.00	\$0.00	\$1,500.00	\$803.75	\$696.25	\$803.75	\$0.00	\$696.25	\$803.75	\$803.75	\$0.00
3181	Servicios postales y telegráficos	\$1,500.00	\$0.00	\$1,500.00	\$803.75	\$696.25	\$803.75	\$0.00	\$696.25	\$803.75	\$803.75	\$0.00
3200	SERVICIOS DE ARRENDAMIENTO	\$305,238.09	\$86,328.50	\$391,566.59	\$290,748.99	\$100,817.60	\$290,748.99	\$0.00	\$100,817.60	\$290,748.99	\$290,748.99	\$0.00
3220	Arrendamiento de edificios	\$17,886.91	\$0.00	\$17,886.91	\$0.00	\$17,886.91	\$0.00	\$0.00	\$17,886.91	\$0.00	\$0.00	\$0.00
3221	Arrendamiento de edificios	\$17,886.91	\$0.00	\$17,886.91	\$0.00	\$17,886.91	\$0.00	\$0.00	\$17,886.91	\$0.00	\$0.00	\$0.00
3230	Arrendamiento de mobiliario y equipo de administración, e	\$80,939.98	\$0.00	\$80,939.98	\$60,000.00	\$20,939.98	\$60,000.00	\$0.00	\$20,939.98	\$60,000.00	\$60,000.00	\$0.00
3231	Arrendamiento de mobiliario y equipo de administración, e	\$80,939.98	\$0.00	\$80,939.98	\$60,000.00	\$20,939.98	\$60,000.00	\$0.00	\$20,939.98	\$60,000.00	\$60,000.00	\$0.00
3260	Arrendamiento de maquinaria, otros equipos y herramient	\$25,000.00	-\$2,434.29	\$22,565.71	\$0.00	\$22,565.71	\$0.00	\$0.00	\$22,565.71	\$0.00	\$0.00	\$0.00
3261	Arrendamiento de maquinaria, otros equipos y herramient	\$25,000.00	-\$2,434.29	\$22,565.71	\$0.00	\$22,565.71	\$0.00	\$0.00	\$22,565.71	\$0.00	\$0.00	\$0.00
3270	Arrendamiento de activos intangibles	\$164,216.08	\$42,902.98	\$207,119.06	\$207,118.79	\$0.27	\$207,118.79	\$0.00	\$0.27	\$207,118.79	\$207,118.79	\$0.00
3271	Arrendamiento de activos intangibles	\$164,216.08	\$42,902.98	\$207,119.06	\$207,118.79	\$0.27	\$207,118.79	\$0.00	\$0.27	\$207,118.79	\$207,118.79	\$0.00
3290	Otros arrendamientos	\$17,195.12	\$45,859.81	\$63,054.93	\$23,630.20	\$39,424.73	\$23,630.20	\$0.00	\$39,424.73	\$23,630.20	\$23,630.20	\$0.00
3291	Otros arrendamientos	\$17,195.12	\$45,859.81	\$63,054.93	\$23,630.20	\$39,424.73	\$23,630.20	\$0.00	\$39,424.73	\$23,630.20	\$23,630.20	\$0.00
3300	SERVICIOS PROFESIONALES, CIENTÍFICOS, TÉCNICO	\$1,601,373.96	\$499,000.00	\$2,100,373.96	\$821,557.57	\$1,278,816.39	\$821,557.57	\$0.00	\$1,278,816.39	\$821,557.57	\$821,557.57	\$0.00
3310	Servicios legales, de contabilidad, auditoría y relacionado	\$390,598.92	\$292,800.00	\$683,398.92	\$147,316.18	\$536,082.74	\$147,316.18	\$0.00	\$536,082.74	\$147,316.18	\$147,316.18	\$0.00
3311	Servicios legales, de contabilidad, auditoría y relacionado	\$390,598.92	\$292,800.00	\$683,398.92	\$147,316.18	\$536,082.74	\$147,316.18	\$0.00	\$536,082.74	\$147,316.18	\$147,316.18	\$0.00
3320	Servicios de diseño, arquitectura, ingeniería y actividades	\$0.00	\$52,200.00	\$52,200.00	\$52,200.00	\$0.00	\$52,200.00	\$0.00	\$0.00	\$52,200.00	\$52,200.00	\$0.00
3321	Servicios de diseño, arquitectura, ingeniería y actividades	\$0.00	\$52,200.00	\$52,200.00	\$52,200.00	\$0.00	\$52,200.00	\$0.00	\$0.00	\$52,200.00	\$52,200.00	\$0.00
3340	Servicios de capacitación	\$350,000.00	\$154,000.00	\$504,000.00	\$136,108.65	\$367,891.35	\$136,108.65	\$0.00	\$367,891.35	\$136,108.65	\$136,108.65	\$0.00
3341	Servicios de capacitación	\$350,000.00	\$154,000.00	\$504,000.00	\$136,108.65	\$367,891.35	\$136,108.65	\$0.00	\$367,891.35	\$136,108.65	\$136,108.65	\$0.00
3360	Servicios de apoyo administrativo, fotocopiado e impresió	\$40,335.81	\$0.00	\$40,335.81	\$2,932.74	\$37,403.07	\$2,932.74	\$0.00	\$37,403.07	\$2,932.74	\$2,932.74	\$0.00
3361	Servicios de apoyo administrativo, fotocopiado e impresió	\$40,335.81	\$0.00	\$40,335.81	\$2,932.74	\$37,403.07	\$2,932.74	\$0.00	\$37,403.07	\$2,932.74	\$2,932.74	\$0.00
3380	Servicios de vigilancia	\$820,439.23	\$0.00	\$820,439.23	\$483,000.00	\$337,439.23	\$483,000.00	\$0.00	\$337,439.23	\$483,000.00	\$483,000.00	\$0.00
3381	Servicios de vigilancia	\$820,439.23	\$0.00	\$820,439.23	\$483,000.00	\$337,439.23	\$483,000.00	\$0.00	\$337,439.23	\$483,000.00	\$483,000.00	\$0.00
3400	SERVICIOS FINANCIEROS, BANCARIOS Y COMERCIAI	\$263,000.00	\$0.00	\$263,000.00	\$154,234.90	\$108,765.10	\$154,229.68	\$5.22	\$108,770.32	\$154,229.68	\$154,229.69	-\$0.01
3410	Servicios financieros y bancarios	\$38,000.00	\$0.00	\$38,000.00	\$8,864.28	\$29,135.72	\$8,864.28	\$0.00	\$29,135.72	\$8,864.28	\$8,864.28	\$0.00



Utr: subplaneacion
Rep: rptEstadoPresupuestoEgresos_FF

Instituto Tecnológico Superior de Tepeaca Estado de Puebla

Estado del Ejercicio del Presupuesto por Fuente de Financiamiento Al 31/ago/2020

Fecha y hora de Impresión | 09/sep/2020
11:45 a.m.

Fuente de Financiamiento		Aprobado	Ampliaciones / (Reducciones)	Presupuesto Vigente	Comprometido	Presupuesto Disponibile para Comprometer	Devengado	Comprometido No Devengado	Presupuesto Sin Devengar	Ejercido	Pagado	Cuentas por Pagar Deuda
Objeto	Gasto											
3411	Servicios financieros y bancarios	\$38,000.00	\$0.00	\$38,000.00	\$8,864.28	\$29,135.72	\$8,864.28	\$0.00	\$29,135.72	\$8,864.28	\$8,864.28	\$0.00
3450	Seguro de bienes patrimoniales	\$135,000.00	\$0.00	\$135,000.00	\$72,747.98	\$62,252.02	\$72,747.98	\$0.00	\$62,252.02	\$72,747.98	\$72,747.98	\$0.00
3451	Seguro de bienes patrimoniales	\$135,000.00	\$0.00	\$135,000.00	\$72,747.98	\$62,252.02	\$72,747.98	\$0.00	\$62,252.02	\$72,747.98	\$72,747.98	\$0.00
3480	Comisiones por ventas	\$90,000.00	\$0.00	\$90,000.00	\$72,622.64	\$17,377.36	\$72,617.42	\$5.22	\$17,382.58	\$72,617.42	\$72,617.43	-\$0.01
3481	Comisiones por ventas	\$90,000.00	\$0.00	\$90,000.00	\$72,622.64	\$17,377.36	\$72,617.42	\$5.22	\$17,382.58	\$72,617.42	\$72,617.43	-\$0.01
3500	SERVICIOS DE INSTALACIÓN, REPARACIÓN, MANTEN	\$310,672.68	\$709,086.35	\$1,019,759.03	\$927,942.44	\$91,816.59	\$927,942.44	\$0.00	\$91,816.59	\$927,942.44	\$927,942.44	\$0.00
3510	Conservación y mantenimiento menor de inmuebles	\$75,000.00	\$732,645.46	\$807,645.46	\$805,849.87	\$1,795.59	\$805,849.87	\$0.00	\$1,795.59	\$805,849.87	\$805,849.87	\$0.00
3511	Conservación y mantenimiento menor de inmuebles	\$75,000.00	\$732,645.46	\$807,645.46	\$805,849.87	\$1,795.59	\$805,849.87	\$0.00	\$1,795.59	\$805,849.87	\$805,849.87	\$0.00
3520	Instalación, reparación y mantenimiento de mobiliario y ex	\$35,275.68	-\$17,689.82	\$17,585.86	\$5,860.16	\$11,725.70	\$5,860.16	\$0.00	\$11,725.70	\$5,860.16	\$5,860.16	\$0.00
3521	Instalación, reparación y mantenimiento de mobiliario y ex	\$35,275.68	-\$17,689.82	\$17,585.86	\$5,860.16	\$11,725.70	\$5,860.16	\$0.00	\$11,725.70	\$5,860.16	\$5,860.16	\$0.00
3530	Instalación, reparación y mantenimiento de equipo de cór	\$31,617.00	-\$5,084.20	\$26,532.80	\$26,532.80	\$0.00	\$26,532.80	\$0.00	\$0.00	\$26,532.80	\$26,532.80	\$0.00
3531	Instalación, reparación y mantenimiento de equipo de cór	\$31,617.00	-\$5,084.20	\$26,532.80	\$26,532.80	\$0.00	\$26,532.80	\$0.00	\$0.00	\$26,532.80	\$26,532.80	\$0.00
3550	Reparación y mantenimiento de equipo de transporte	\$36,000.00	\$51,198.02	\$87,198.02	\$86,393.02	\$805.00	\$86,393.02	\$0.00	\$805.00	\$86,393.02	\$86,393.02	\$0.00
3551	Reparación y mantenimiento de equipo de transporte	\$36,000.00	\$51,198.02	\$87,198.02	\$86,393.02	\$805.00	\$86,393.02	\$0.00	\$805.00	\$86,393.02	\$86,393.02	\$0.00
3570	Instalación, reparación y mantenimiento de maquinaria, o	\$37,500.00	-\$33,527.28	\$3,972.72	\$3,306.59	\$666.13	\$3,306.59	\$0.00	\$666.13	\$3,306.59	\$3,306.59	\$0.00
3571	Instalación, reparación y mantenimiento de maquinaria, o	\$37,500.00	-\$33,527.28	\$3,972.72	\$3,306.59	\$666.13	\$3,306.59	\$0.00	\$666.13	\$3,306.59	\$3,306.59	\$0.00
3580	Servicios de limpieza y manejo de desechos	\$45,000.00	\$0.00	\$45,000.00	\$0.00	\$45,000.00	\$0.00	\$0.00	\$45,000.00	\$0.00	\$0.00	\$0.00
3581	Servicios de limpieza y manejo de desechos	\$45,000.00	\$0.00	\$45,000.00	\$0.00	\$45,000.00	\$0.00	\$0.00	\$45,000.00	\$0.00	\$0.00	\$0.00
3590	Servicios de jardinería y fumigación	\$50,280.00	-\$18,455.83	\$31,824.17	\$0.00	\$31,824.17	\$0.00	\$0.00	\$31,824.17	\$0.00	\$0.00	\$0.00
3591	Servicios de jardinería y fumigación	\$50,280.00	-\$18,455.83	\$31,824.17	\$0.00	\$31,824.17	\$0.00	\$0.00	\$31,824.17	\$0.00	\$0.00	\$0.00
3600	SERVICIOS DE COMUNICACIÓN SOCIAL Y PUBLICIDA	\$220,000.00	\$0.00	\$220,000.00	\$185,081.18	\$34,918.82	\$185,081.18	\$0.00	\$34,918.82	\$185,081.18	\$185,081.18	\$0.00
3610	Difusión por radio, televisión y otros medios de mensajes	\$220,000.00	\$0.00	\$220,000.00	\$185,081.18	\$34,918.82	\$185,081.18	\$0.00	\$34,918.82	\$185,081.18	\$185,081.18	\$0.00
3611	Difusión por radio, televisión y otros medios de mensajes	\$220,000.00	\$0.00	\$220,000.00	\$185,081.18	\$34,918.82	\$185,081.18	\$0.00	\$34,918.82	\$185,081.18	\$185,081.18	\$0.00
3700	SERVICIOS DE TRASLADO Y VIÁTICOS	\$191,500.00	\$27,099.48	\$218,599.48	\$42,555.11	\$176,044.37	\$42,555.11	\$0.00	\$176,044.37	\$42,555.11	\$42,555.11	\$0.00
3710	Pasajes aéreos	\$0.00	\$15,000.00	\$15,000.00	\$0.00	\$15,000.00	\$0.00	\$0.00	\$15,000.00	\$0.00	\$0.00	\$0.00
3711	Pasajes Aéreos Nacionales	\$0.00	\$15,000.00	\$15,000.00	\$0.00	\$15,000.00	\$0.00	\$0.00	\$15,000.00	\$0.00	\$0.00	\$0.00
3720	Pasajes terrestres	\$52,000.00	\$20,000.00	\$72,000.00	\$8,295.00	\$63,705.00	\$8,295.00	\$0.00	\$63,705.00	\$8,295.00	\$8,295.00	\$0.00
3721	Pasajes terrestres Nacionales	\$52,000.00	\$20,000.00	\$72,000.00	\$8,295.00	\$63,705.00	\$8,295.00	\$0.00	\$63,705.00	\$8,295.00	\$8,295.00	\$0.00
3750	Viáticos en el país	\$136,000.00	-\$7,900.52	\$128,099.48	\$34,260.11	\$93,839.37	\$34,260.11	\$0.00	\$93,839.37	\$34,260.11	\$34,260.11	\$0.00
3751	Viáticos en el país	\$136,000.00	-\$7,900.52	\$128,099.48	\$34,260.11	\$93,839.37	\$34,260.11	\$0.00	\$93,839.37	\$34,260.11	\$34,260.11	\$0.00
3780	Servicios integrales de traslado y viáticos	\$3,500.00	\$0.00	\$3,500.00	\$0.00	\$3,500.00	\$0.00	\$0.00	\$3,500.00	\$0.00	\$0.00	\$0.00



Utr: subplaneacion
Rep: rptEstadoPresupuestoEgresos_FF

Instituto Tecnológico Superior de Tepeaca Estado de Puebla

Estado del Ejercicio del Presupuesto por Fuente de Financiamiento Al 31/ago/2020

Fecha y hora de Impresión | 09/sep/2020
11:45 a.m.

Fuente de Financiamiento		Aprobado	Ampliaciones / (Reducciones)	Presupuesto Vigente	Comprometido	Presupuesto Disponibile para Comprometer	Devengado	Comprometido No Devengado	Presupuesto Sin Devengar	Ejercido	Pagado	Cuentas por
Objeto	del Gasto											Pagar Deuda
3781	Servicios integrales de traslado y viáticos	\$3,500.00	\$0.00	\$3,500.00	\$0.00	\$3,500.00	\$0.00	\$0.00	\$3,500.00	\$0.00	\$0.00	\$0.00
3800	SERVICIOS OFICIALES	\$144,000.00	\$79,000.00	\$223,000.00	\$95,189.18	\$127,810.82	\$95,189.18	\$0.00	\$127,810.82	\$95,189.18	\$95,189.18	\$0.00
3820	Gastos de orden social y cultural	\$59,000.00	\$124,000.00	\$183,000.00	\$95,189.18	\$87,810.82	\$95,189.18	\$0.00	\$87,810.82	\$95,189.18	\$95,189.18	\$0.00
3821	Gastos de orden social y cultural	\$59,000.00	\$124,000.00	\$183,000.00	\$95,189.18	\$87,810.82	\$95,189.18	\$0.00	\$87,810.82	\$95,189.18	\$95,189.18	\$0.00
3830	Congresos y convenciones	\$85,000.00	-\$45,000.00	\$40,000.00	\$0.00	\$40,000.00	\$0.00	\$0.00	\$40,000.00	\$0.00	\$0.00	\$0.00
3831	Congresos y convenciones	\$85,000.00	-\$45,000.00	\$40,000.00	\$0.00	\$40,000.00	\$0.00	\$0.00	\$40,000.00	\$0.00	\$0.00	\$0.00
3900	OTROS SERVICIOS GENERALES	\$512,000.00	-\$115,579.22	\$396,420.78	\$109,720.97	\$286,699.81	\$109,720.97	\$0.00	\$286,699.81	\$109,720.97	\$109,720.97	\$0.00
3920	Impuestos y derechos	\$112,000.00	\$0.00	\$112,000.00	\$10,758.00	\$101,242.00	\$10,758.00	\$0.00	\$101,242.00	\$10,758.00	\$10,758.00	\$0.00
3921	Impuestos y derechos	\$112,000.00	\$0.00	\$112,000.00	\$10,758.00	\$101,242.00	\$10,758.00	\$0.00	\$101,242.00	\$10,758.00	\$10,758.00	\$0.00
3980	Impuesto sobre nóminas y otros que se deriven de una re	\$250,000.00	-\$115,579.22	\$134,420.78	\$0.00	\$134,420.78	\$0.00	\$0.00	\$134,420.78	\$0.00	\$0.00	\$0.00
3981	Impuesto sobre nóminas y otros que se deriven de una re	\$250,000.00	-\$115,579.22	\$134,420.78	\$0.00	\$134,420.78	\$0.00	\$0.00	\$134,420.78	\$0.00	\$0.00	\$0.00
3990	Otros servicios generales	\$150,000.00	\$0.00	\$150,000.00	\$98,962.97	\$51,037.03	\$98,962.97	\$0.00	\$51,037.03	\$98,962.97	\$98,962.97	\$0.00
3991	Otros servicios generales	\$150,000.00	\$0.00	\$150,000.00	\$98,962.97	\$51,037.03	\$98,962.97	\$0.00	\$51,037.03	\$98,962.97	\$98,962.97	\$0.00
FEDERAL		\$20,198,914.00	\$1,502,348.00	\$21,701,262.00	\$10,933,765.04	\$10,767,496.96	\$10,933,759.82	\$5.22	\$10,767,502.18	\$10,933,759.82	\$10,898,959.83	\$34,799.99
16 ESTATAL												
1000	SERVICIOS PERSONALES	\$20,198,914.00	\$1,502,348.00	\$21,701,262.00	\$13,075,366.48	\$8,625,895.52	\$13,075,366.48	\$0.00	\$8,625,895.52	\$13,075,366.48	\$12,853,974.46	\$221,392.02
1100	REMUNERACIONES AL PERSONAL DE CARÁCTER PE	\$11,994,834.40	\$1,300,375.61	\$13,295,210.01	\$9,271,129.89	\$4,024,080.12	\$9,271,129.89	\$0.00	\$4,024,080.12	\$9,271,129.89	\$9,271,129.89	\$0.00
1130	Sueldos base al personal permanente	\$11,994,834.40	\$1,300,375.61	\$13,295,210.01	\$9,271,129.89	\$4,024,080.12	\$9,271,129.89	\$0.00	\$4,024,080.12	\$9,271,129.89	\$9,271,129.89	\$0.00
1131	Sueldo Base al Personal de Base	\$11,994,834.40	\$1,300,375.61	\$13,295,210.01	\$9,271,129.89	\$4,024,080.12	\$9,271,129.89	\$0.00	\$4,024,080.12	\$9,271,129.89	\$9,271,129.89	\$0.00
1300	REMUNERACIONES ADICIONALES Y ESPECIALES	\$1,736,752.60	\$201,972.39	\$1,938,724.99	\$424,469.11	\$1,514,255.88	\$424,469.11	\$0.00	\$1,514,255.88	\$424,469.11	\$424,469.11	\$0.00
1310	Primas por años de servicios efectivos prestados	\$381,802.56	\$175,000.00	\$556,802.56	\$388,363.94	\$168,438.62	\$388,363.94	\$0.00	\$168,438.62	\$388,363.94	\$388,363.94	\$0.00
1311	Primas por años de servicios efectivos prestados	\$381,802.56	\$175,000.00	\$556,802.56	\$388,363.94	\$168,438.62	\$388,363.94	\$0.00	\$168,438.62	\$388,363.94	\$388,363.94	\$0.00
1320	Primas de vacaciones, dominical y gratificación de fin de :	\$1,354,950.04	\$26,972.39	\$1,381,922.43	\$36,105.17	\$1,345,817.26	\$36,105.17	\$0.00	\$1,345,817.26	\$36,105.17	\$36,105.17	\$0.00
1321	Primas de vacaciones y Dominical	\$1,354,950.04	-\$4,061.42	\$1,350,888.62	\$5,071.36	\$1,345,817.26	\$5,071.36	\$0.00	\$1,345,817.26	\$5,071.36	\$5,071.36	\$0.00
1322	Gratificación de fin de año	\$0.00	\$31,033.81	\$31,033.81	\$31,033.81	\$0.00	\$31,033.81	\$0.00	\$0.00	\$31,033.81	\$31,033.81	\$0.00
1400	SEGURIDAD SOCIAL	\$5,223,286.84	\$0.00	\$5,223,286.84	\$2,388,132.45	\$2,835,154.39	\$2,388,132.45	\$0.00	\$2,835,154.39	\$2,388,132.45	\$2,166,740.43	\$221,392.02
1410	Aportaciones de seguridad social	\$4,591,523.32	\$0.00	\$4,591,523.32	\$2,268,725.77	\$2,322,797.55	\$2,268,725.77	\$0.00	\$2,322,797.55	\$2,268,725.77	\$2,058,403.35	\$210,322.42
1411	Aportaciones de seguridad social	\$4,591,523.32	\$0.00	\$4,591,523.32	\$2,268,725.77	\$2,322,797.55	\$2,268,725.77	\$0.00	\$2,322,797.55	\$2,268,725.77	\$2,058,403.35	\$210,322.42
1420	Aportaciones a fondos de vivienda	\$240,757.68	\$0.00	\$240,757.68	\$119,406.68	\$121,351.00	\$119,406.68	\$0.00	\$121,351.00	\$119,406.68	\$108,337.08	\$11,069.60
1421	Aportaciones a fondos de vivienda	\$240,757.68	\$0.00	\$240,757.68	\$119,406.68	\$121,351.00	\$119,406.68	\$0.00	\$121,351.00	\$119,406.68	\$108,337.08	\$11,069.60



Usr: subplaneacion
Rep: rptEstadoPresupuestoEgresos_FF

Instituto Tecnológico Superior de Tepeaca Estado de Puebla

Estado del Ejercicio del Presupuesto por Fuente de Financiamiento Al 31/ago/2020

Fecha y hora de Impresión | 09/sep/2020
11:45 a.m.

Fuente de Financiamiento		Aprobado	Ampliaciones / (Reducciones)	Presupuesto Vigente	Comprometido	Presupuesto Disponible para Comprometer	Devengado	Comprometido No Devengado	Presupuesto Sin Devengar	Ejercido	Pagado	Cuentas por Pagar Deuda
Objeto	Gasto											
1430	Aportaciones al sistema para el retiro	\$391,005.84	\$0.00	\$391,005.84	\$0.00	\$391,005.84	\$0.00	\$0.00	\$391,005.84	\$0.00	\$0.00	\$0.00
1431	Aportaciones al sistema para el retiro	\$391,005.84	\$0.00	\$391,005.84	\$0.00	\$391,005.84	\$0.00	\$0.00	\$391,005.84	\$0.00	\$0.00	\$0.00
1500	OTRAS PRESTACIONES SOCIALES Y ECONÓMICAS	\$1,141,916.86	\$0.00	\$1,141,916.86	\$936,187.83	\$205,729.03	\$936,187.83	\$0.00	\$205,729.03	\$936,187.83	\$936,187.83	\$0.00
1520	Indemnizaciones	\$150,000.00	\$0.00	\$150,000.00	\$10,000.00	\$140,000.00	\$10,000.00	\$0.00	\$140,000.00	\$10,000.00	\$10,000.00	\$0.00
1521	Indemnizaciones	\$150,000.00	\$0.00	\$150,000.00	\$10,000.00	\$140,000.00	\$10,000.00	\$0.00	\$140,000.00	\$10,000.00	\$10,000.00	\$0.00
1590	Otras prestaciones sociales y económicas	\$991,916.86	\$0.00	\$991,916.86	\$926,187.83	\$65,729.03	\$926,187.83	\$0.00	\$65,729.03	\$926,187.83	\$926,187.83	\$0.00
1591	Otras prestaciones sociales y económicas	\$991,916.86	\$0.00	\$991,916.86	\$926,187.83	\$65,729.03	\$926,187.83	\$0.00	\$65,729.03	\$926,187.83	\$926,187.83	\$0.00
1700	PAGO DE ESTÍMULOS A SERVIDORES PÚBLICOS	\$102,123.30	\$0.00	\$102,123.30	\$55,447.20	\$46,676.10	\$55,447.20	\$0.00	\$46,676.10	\$55,447.20	\$55,447.20	\$0.00
1710	Estímulos	\$102,123.30	\$0.00	\$102,123.30	\$55,447.20	\$46,676.10	\$55,447.20	\$0.00	\$46,676.10	\$55,447.20	\$55,447.20	\$0.00
1711	Estímulos	\$102,123.30	\$0.00	\$102,123.30	\$55,447.20	\$46,676.10	\$55,447.20	\$0.00	\$46,676.10	\$55,447.20	\$55,447.20	\$0.00
ESTATAL		\$20,198,914.00	\$1,502,348.00	\$21,701,262.00	\$13,075,366.48	\$8,625,895.52	\$13,075,366.48	\$0.00	\$8,625,895.52	\$13,075,366.48	\$12,853,974.46	\$221,392.02
17 CAPTACION DE DERECHOS												
1000	SERVICIOS PERSONALES	\$2,072,000.00	\$0.00	\$2,072,000.00	\$133,884.93	\$1,938,115.07	\$133,884.93	\$0.00	\$1,938,115.07	\$133,884.93	\$133,884.93	\$0.00
1500	OTRAS PRESTACIONES SOCIALES Y ECONÓMICAS	\$1,500,000.00	\$0.00	\$1,500,000.00	\$0.00	\$1,500,000.00	\$0.00	\$0.00	\$1,500,000.00	\$0.00	\$0.00	\$0.00
1520	Indemnizaciones	\$1,500,000.00	\$0.00	\$1,500,000.00	\$0.00	\$1,500,000.00	\$0.00	\$0.00	\$1,500,000.00	\$0.00	\$0.00	\$0.00
1521	Indemnizaciones	\$1,500,000.00	\$0.00	\$1,500,000.00	\$0.00	\$1,500,000.00	\$0.00	\$0.00	\$1,500,000.00	\$0.00	\$0.00	\$0.00
1700	PAGO DE ESTÍMULOS A SERVIDORES PÚBLICOS	\$572,000.00	\$0.00	\$572,000.00	\$133,884.93	\$438,115.07	\$133,884.93	\$0.00	\$438,115.07	\$133,884.93	\$133,884.93	\$0.00
1710	Estímulos	\$572,000.00	\$0.00	\$572,000.00	\$133,884.93	\$438,115.07	\$133,884.93	\$0.00	\$438,115.07	\$133,884.93	\$133,884.93	\$0.00
1711	Estímulos	\$572,000.00	\$0.00	\$572,000.00	\$133,884.93	\$438,115.07	\$133,884.93	\$0.00	\$438,115.07	\$133,884.93	\$133,884.93	\$0.00
3000	SERVICIOS GENERALES	\$917,780.00	\$0.00	\$917,780.00	\$545,562.84	\$372,217.16	\$518,907.65	\$26,655.19	\$398,872.35	\$518,907.65	\$457,983.50	\$60,924.15
3900	OTROS SERVICIOS GENERALES	\$917,780.00	\$0.00	\$917,780.00	\$545,562.84	\$372,217.16	\$518,907.65	\$26,655.19	\$398,872.35	\$518,907.65	\$457,983.50	\$60,924.15
3920	Impuestos y derechos	\$145,772.00	\$0.00	\$145,772.00	\$53,450.00	\$92,322.00	\$27,450.00	\$26,000.00	\$118,322.00	\$27,450.00	\$27,450.00	\$0.00
3921	Impuestos y derechos	\$145,772.00	\$0.00	\$145,772.00	\$53,450.00	\$92,322.00	\$27,450.00	\$26,000.00	\$118,322.00	\$27,450.00	\$27,450.00	\$0.00
3980	Impuesto sobre nóminas y otros que se deriven de una re	\$772,008.00	\$0.00	\$772,008.00	\$492,112.84	\$279,895.16	\$491,457.65	\$655.19	\$280,550.35	\$491,457.65	\$430,533.50	\$60,924.15
3981	Impuesto sobre nóminas y otros que se deriven de una re	\$772,008.00	\$0.00	\$772,008.00	\$492,112.84	\$279,895.16	\$491,457.65	\$655.19	\$280,550.35	\$491,457.65	\$430,533.50	\$60,924.15
4000	TRANSFERENCIAS, ASIGNACIONES, SUBSIDIO	\$0.00	\$136,083.35	\$136,083.35	\$136,083.35	\$0.00	\$136,083.35	\$0.00	\$0.00	\$136,083.35	\$136,083.35	\$0.00
4200	TRANSFERENCIAS AL RESTO DEL SECTOR PÚBLICO	\$0.00	\$136,083.35	\$136,083.35	\$136,083.35	\$0.00	\$136,083.35	\$0.00	\$0.00	\$136,083.35	\$136,083.35	\$0.00
4220	Transferencias otorgadas para entidades paraestatales er	\$0.00	\$136,083.35	\$136,083.35	\$136,083.35	\$0.00	\$136,083.35	\$0.00	\$0.00	\$136,083.35	\$136,083.35	\$0.00
4221	Transferencias otorgadas para entidades paraestatales er	\$0.00	\$136,083.35	\$136,083.35	\$136,083.35	\$0.00	\$136,083.35	\$0.00	\$0.00	\$136,083.35	\$136,083.35	\$0.00
CAPTACION DE DERECHOS		\$2,989,780.00	\$136,083.35	\$3,125,863.35	\$815,531.12	\$2,310,332.23	\$788,875.93	\$26,655.19	\$2,336,987.42	\$788,875.93	\$727,951.78	\$60,924.15



Utr: subplaneacion
Rep: rptEstadoPresupuestoEgresos_FF


Instituto Tecnológico Superior de Tepeaca
Estado de Puebla

Estado del Ejercicio del Presupuesto por Fuente de Financiamiento Al 31/ago/2020


Fecha y hora de Impresión | 09/sep/2020
11:45 a.m.

Fuente de Financiamiento Objeto del Gasto	Aprobado	Ampliaciones / (Reducciones)	Presupuesto Vigente	Comprometido	Presupuesto Disponibile para Comprometer	Devengado	Comprometido No Devengado	Presupuesto Sin Devengar	Ejercido	Pagado	Cuentas por Pagar Deuda
Total Final	\$44,130,734.25	\$3,140,779.35	\$47,271,513.60	\$24,824,662.64	\$22,446,850.96	\$24,798,002.23	\$26,660.41	\$22,473,511.37	\$24,798,002.23	\$24,480,886.07	\$317,116.16


"Bajo protesta de decir verdad declaramos que los Estados Financieros y sus notas, son razonablemente correctos y son responsabilidad del emisor".




DRA. MARIA LUISA JUAREZ HERNANDEZ
DIRECTORA GENERAL



MI. GABRIELA CECILIA PORTES FLORES LARA
SUBDIRECTORA DE PLANEACIÓN Y EVALUACIÓN



MIA. JOSÉ GUADALUPE AGUILAR JIMÉNEZ
DIRECTOR DE PLANEACION, ADMINISTRACION Y FINANZAS



M.A. SELENE CABAÑAS AGUILERA
SUBDIRECTORA DE ADMINISTRACION Y FINANZAS

